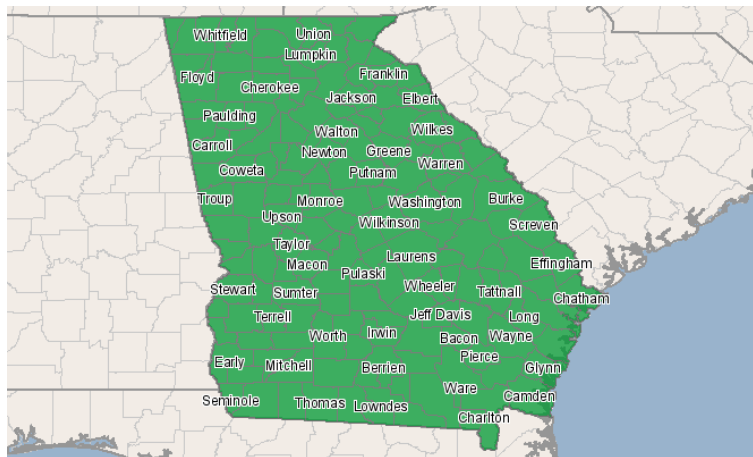


Technical College System of Georgia



1800 Century Place
Atlanta, Georgia 30345
404.679.1600

Occupation Report



Region Info

Region: Georgia

State Area: Georgia

Executive Summary

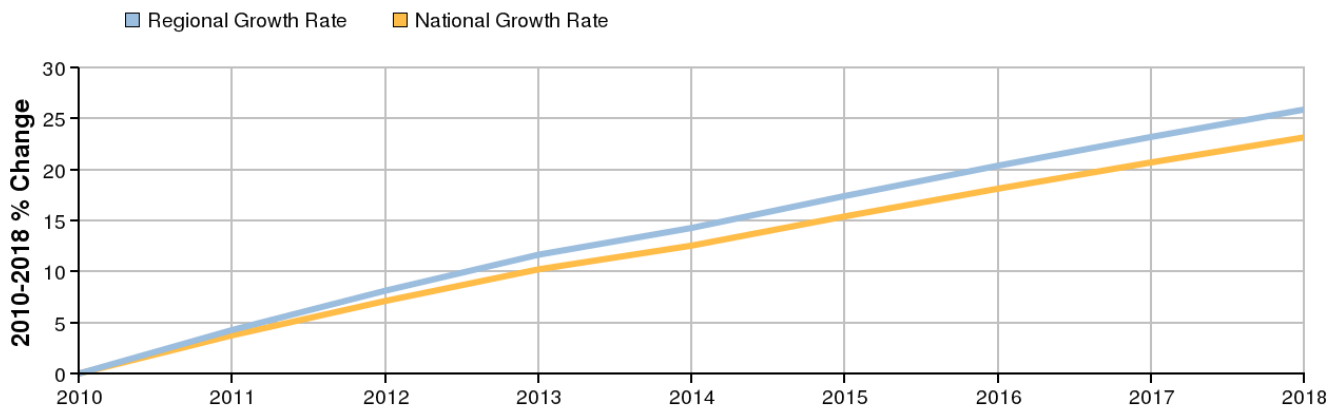
Selected Occupations	Education Level
Physical therapist assistants (SOC 31-2021)	Associate's degree

Basic Information	
2010 Occupational Jobs	1,461
2018 Occupational Jobs	1,839
Total Change	378
Total % Change	25.87%
Current Median Hourly Earnings	\$21.53

Economic Indicators	
2010 Location Quotient	0.72
2018 Location Quotient	0.71

Source: EMSI Complete Employment - 3rd Quarter 2009

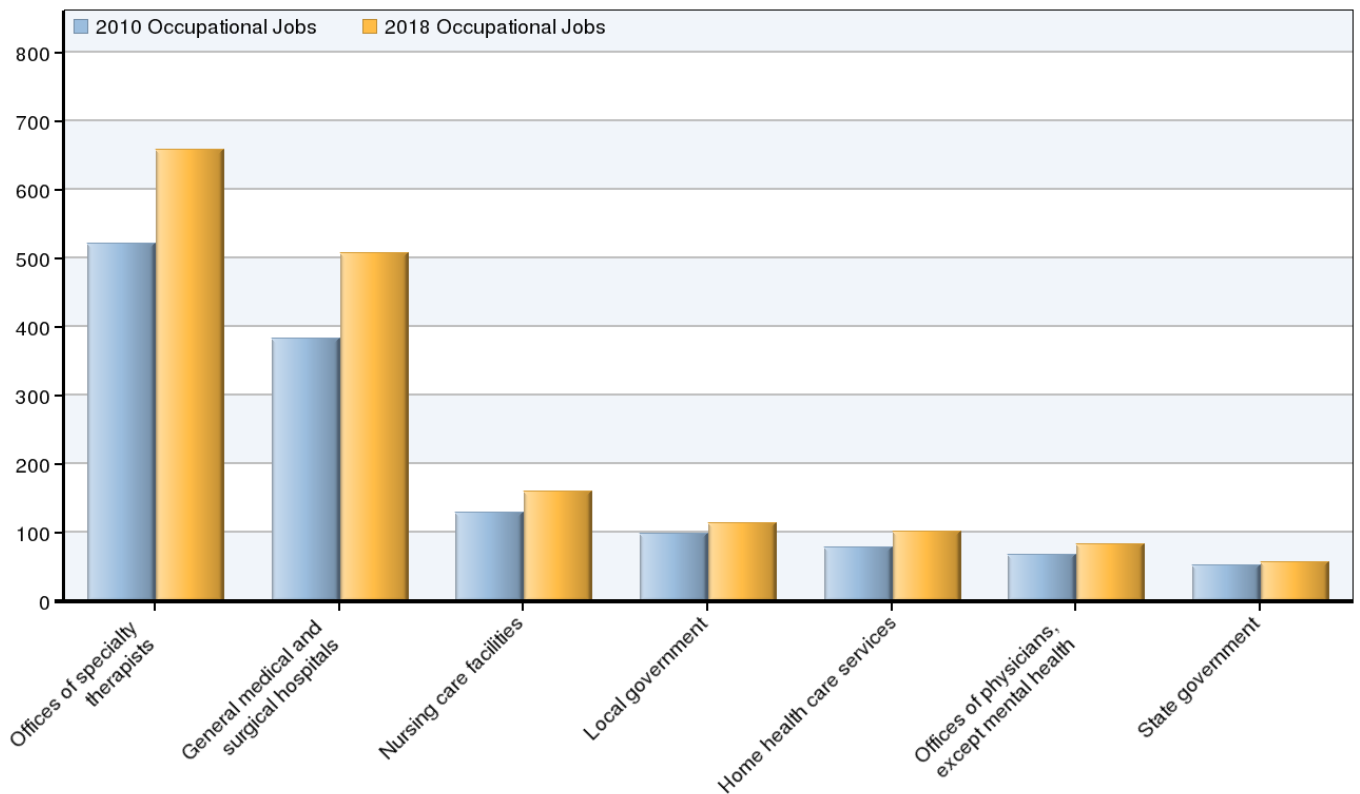
Occupational Change Summary



Region	2010 Jobs	2018 Jobs	Change	% Change	Current Median Hourly Earnings
Regional Total	1,461	1,839	378	26%	\$21.53
National Total	66,647	82,072	15,425	23%	\$22.18

Source: EMSI Complete Employment - 3rd Quarter 2009

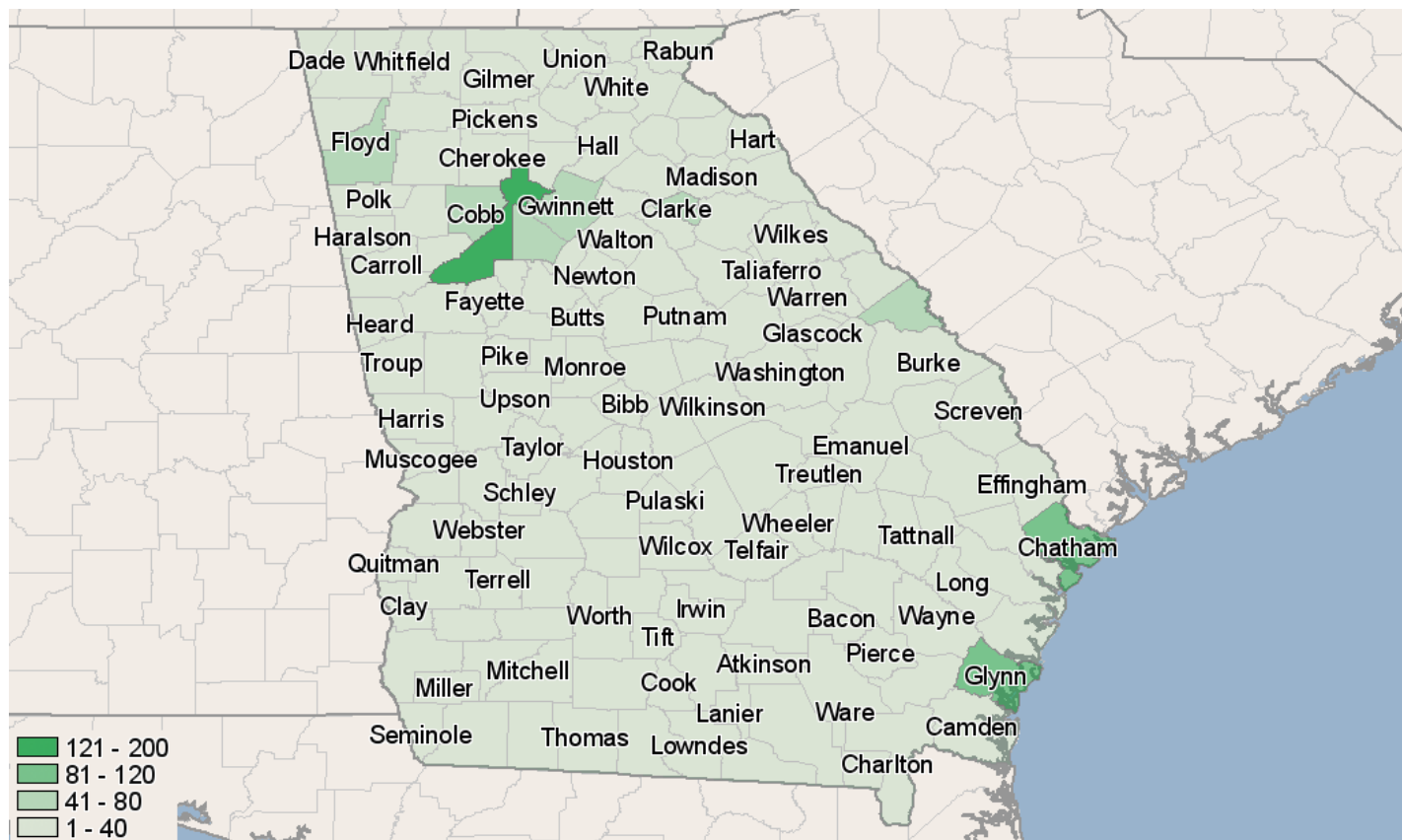
Top Industries for Selected Occupation



NAICS Code	Name	2010 Jobs	2018 Jobs	Change	% Change
621340	Offices of specialty therapists	522	659	137	26%
622110	General medical and surgical hospitals	384	508	124	32%
623110	Nursing care facilities	130	160	30	23%
930000	Local government	98	114	16	16%
621610	Home health care services	78	101	23	29%
621111	Offices of physicians, except mental health	68	83	15	22%
920000	State government	52	57	5	10%

Source: EMSI Complete Employment - 3rd Quarter 2009

Occupation Distribution



County	2010 Jobs
Fulton, GA (13121)	169
Glynn, GA (13127)	103
Chatham, GA (13051)	82
Floyd, GA (13115)	72
Cobb, GA (13067)	61
Richmond, GA (13245)	60
DeKalb, GA (13089)	59
Gwinnett, GA (13135)	53
Clarke, GA (13059)	52
Bibb, GA (13021)	38
Dougherty, GA (13095)	37
Lowndes, GA (13185)	37
Houston, GA (13153)	36
Hall, GA (13139)	35
Muscogee, GA (13215)	32
Camden, GA (13039)	26
Liberty, GA (13179)	19
Thomas, GA (13275)	16
Baldwin, GA (13009)	15
Clayton, GA (13063)	14
Laurens, GA (13175)	14
Bulloch, GA (13031)	14
Fayette, GA (13113)	13
Whitfield, GA (13313)	12
Ware, GA (13299)	11
Forsyth, GA (13117)	11

Carroll, GA (13045)	11
Colquitt, GA (13071)	10
Sumter, GA (13261)	10
Catoosa, GA (13047)	10
Henry, GA (13151)	<10
Effingham, GA (13103)	<10
Tift, GA (13277)	<10
Toombs, GA (13279)	<10
Upson, GA (13293)	<10
Cherokee, GA (13057)	<10
Troup, GA (13285)	<10
Coffee, GA (13069)	<10
Columbia, GA (13073)	<10
Oconee, GA (13219)	<10
Stephens, GA (13257)	<10
Rockdale, GA (13247)	<10
Gordon, GA (13129)	<10
Fannin, GA (13111)	<10
Pulaski, GA (13235)	<10
Coweta, GA (13077)	<10
Spalding, GA (13255)	<10
Douglas, GA (13097)	<10
Bryan, GA (13029)	<10
Walton, GA (13297)	<10
Crisp, GA (13081)	<10
Wayne, GA (13305)	<10
Ben Hill, GA (13017)	<10
Bartow, GA (13015)	<10
Mitchell, GA (13205)	<10
Johnson, GA (13167)	<10
Hart, GA (13147)	<10
Tattnall, GA (13267)	<10
Pickens, GA (13227)	<10
Wilkes, GA (13317)	<10
Banks, GA (13011)	<10
Walker, GA (13295)	<10
Newton, GA (13217)	<10
Worth, GA (13321)	<10
Habersham, GA (13137)	<10
Dodge, GA (13091)	<10
Cook, GA (13075)	<10
Emanuel, GA (13107)	<10
Jackson, GA (13157)	<10
Lumpkin, GA (13187)	<10
Polk, GA (13233)	<10
Decatur, GA (13087)	<10
McDuffie, GA (13189)	<10
Paulding, GA (13223)	<10
Lee, GA (13177)	<10
Union, GA (13291)	<10
Elbert, GA (13105)	<10
Evans, GA (13109)	<10
Franklin, GA (13119)	<10
Burke, GA (13033)	<10

Macon, GA (13193)	<10
Washington, GA (13303)	<10
Towns, GA (13281)	<10
Chattooga, GA (13055)	<10
Peach, GA (13225)	<10
White, GA (13311)	<10
Stewart, GA (13259)	<10
Rabun, GA (13241)	<10
Gilmer, GA (13123)	<10
Greene, GA (13133)	<10
Barrow, GA (13013)	<10
Screven, GA (13251)	<10
Haralson, GA (13143)	<10
Appling, GA (13001)	<10
Putnam, GA (13237)	<10
Telfair, GA (13271)	<10
Butts, GA (13035)	<10
Seminole, GA (13253)	<10
Pierce, GA (13229)	<10
Meriwether, GA (13199)	<10
Jefferson, GA (13163)	<10
Grady, GA (13131)	<10
Bacon, GA (13005)	<10
Monroe, GA (13207)	<10
Murray, GA (13213)	<10
Irwin, GA (13155)	<10
Jeff Davis, GA (13161)	<10
Berrien, GA (13019)	<10
Jones, GA (13169)	<10
Early, GA (13099)	<10
Wilkinson, GA (13319)	<10
Candler, GA (13043)	<10
Morgan, GA (13211)	<10
Dawson, GA (13085)	<10
Wheeler, GA (13309)	<10
Madison, GA (13195)	<10
Clinch, GA (13065)	<10
Hancock, GA (13141)	<10
Bleckley, GA (13023)	<10
Wilcox, GA (13315)	<10
Long, GA (13183)	<10
Dade, GA (13083)	<10
Terrell, GA (13273)	<10
Jenkins, GA (13165)	<10
Oglethorpe, GA (13221)	<10
McIntosh, GA (13191)	<10
Harris, GA (13145)	<10
Turner, GA (13287)	<10
Pike, GA (13231)	<10
Charlton, GA (13049)	<10
Jasper, GA (13159)	<10
Taylor, GA (13269)	<10
Dooly, GA (13093)	<10
Calhoun, GA (13037)	<10

Brooks, GA (13027)	<10
Twiggs, GA (13289)	<10
Treutlen, GA (13283)	<10
Glascocock, GA (13125)	<10
Brantley, GA (13025)	<10
Randolph, GA (13243)	<10
Lamar, GA (13171)	<10
Miller, GA (13201)	<10
Clay, GA (13061)	<10
Lanier, GA (13173)	<10
Marion, GA (13197)	<10
Atkinson, GA (13003)	<10
Warren, GA (13301)	<10
Heard, GA (13149)	<10
Lincoln, GA (13181)	0
Montgomery, GA (13209)	0
Schley, GA (13249)	0
Crawford, GA (13079)	0
Baker, GA (13007)	0
Talbot, GA (13263)	0
Chattahoochee, GA (13053)	0
Taliaferro, GA (13265)	0
Quitman, GA (13239)	0
Webster, GA (13307)	0
Echols, GA (13101)	<10

Source: EMSI Complete Employment - 3rd Quarter 2009

Data Sources and Calculations

Industry Data

In order to capture a complete picture of industry employment, EMSI basically combines covered employment data from Quarterly Census of Employment and Wages (QCEW) produced by the Department of Labor with total employment data in Regional Economic Information System (REIS) published by the Bureau of Economic Analysis (BEA), augmented with County Business Patterns (CBP) and Nonemployer Statistics (NES) published by the U.S. Census Bureau. Projections are based on the latest available EMSI industry data, 15-year past local trends in each industry, growth rates in statewide and (where available) sub-state area industry projections published by individual state agencies, and (in part) growth rates in national projections from the Bureau of Labor Statistics.

Occupation Data

Organizing regional employment information by occupation provides a workforce-oriented view of the regional economy. EMSI's occupation data are based on EMSI's industry data and regional staffing patterns taken from the Occupational Employment Statistics program (U.S. Bureau of Labor Statistics). Wage information is partially derived from the American Community Survey. The occupation-to-program (SOC-to-CIP) crosswalk is based on one from the U.S. Department of Education, with customizations by EMSI.

State Data Sources

This report uses state data from the following agencies: Georgia Department of Labor, Workforce Information and Analysis, Occupational Information Services Unit.