

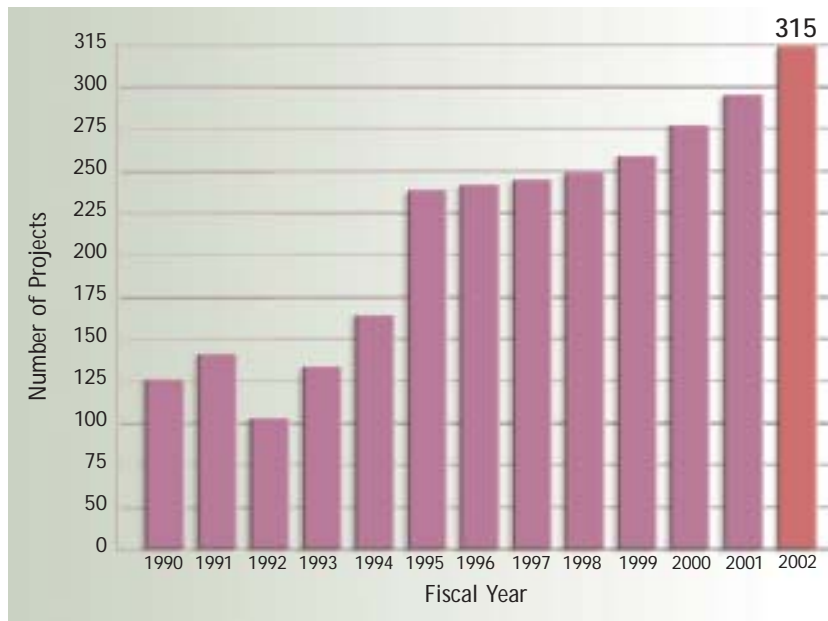
Quick Start Successes Keep Mounting

Since 1967, Quick Start has served as an economic development incentive for companies to locate or expand in Georgia, and recently, funds were allocated to begin working with existing industry. From the beginning, Quick Start has grown steadily each year. To date, some 4,000 companies and over 400,000 people have benefited from Quick Start's training expertise. Providing comprehensive training to qualified companies, Quick Start is recognized internationally as one of the most effective and business-like training organizations in the country.

"Quite frankly, Quick Start has contributed to our bottom line. ... It has gone above and beyond our expectations."

— Frantz Pierre, VP and division manager of Ricoh Electronics

Number of Projects 1990 – 2002



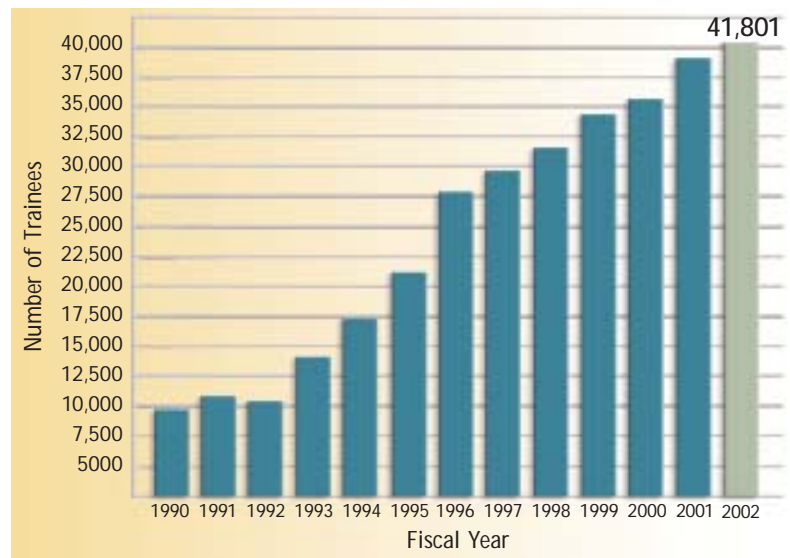
Projects Proliferate

From 2001 to 2002, the number of Quick Start projects increased from 296 to 315. Of the 315 projects, 134 were with new projects and 181 were expanding and existing projects. FY02 is the 11th consecutive year in which the number of expansion projects exceeded new projects.

Record Trainee Count

The number of trainees for new, expanding and existing companies increased by 2,385 (6.1 percent) this year, from 39,416 in FY01 to 41,801. This is a duplicated training count. Due to the complexity of today's jobs, most employees require training in multiple skill tracks. This year's number of trainees set another record for Quick Start.

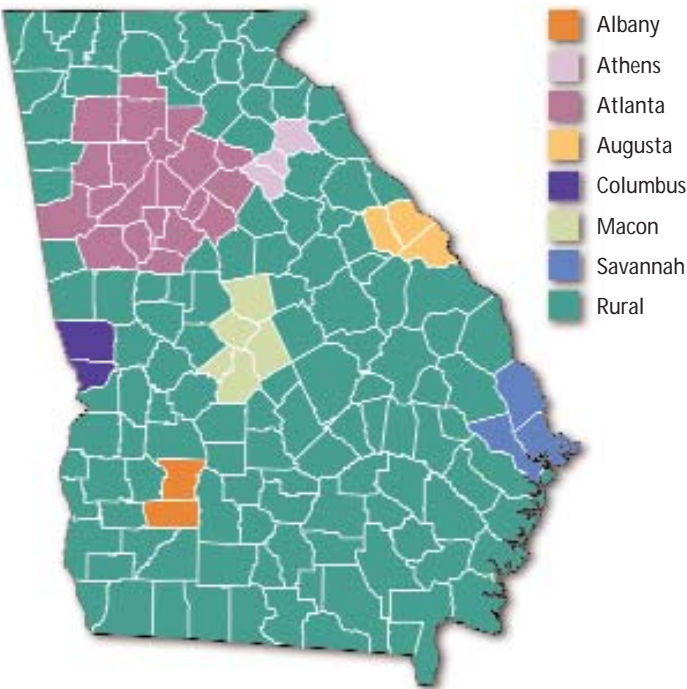
Number of Trainees 1990 – 2002



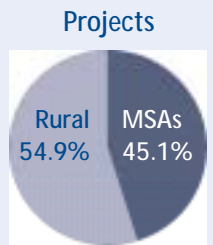
Geographic Distribution

More than half of Quick Start's projects took place in rural Georgia, and roughly 20,000 of the 40,000 trainees were with companies located outside Georgia's seven major metropolitan statistical areas. In addition, Quick Start's mobile technology training lab winds its way across the state of Georgia, hosting over 1,000 students to date for computer-related training.

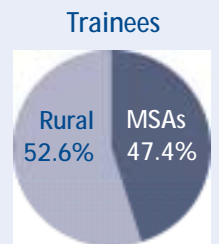
Metropolitan Statistical Areas (MSAs) and Rural Areas



MSA	# of Projects	%
Albany	5	1.6
Athens	6	1.9
Atlanta	87	27.7
Augusta	14	4.4
Columbus	12	3.8
Macon	11	3.5
Savannah	7	2.2
Rural	173	54.9
Total	315	100.0



MSA	# of Trainees	%
Albany	2,883	6.9
Athens	181	0.4
Atlanta	6,976	16.6
Augusta	5,038	12.1
Columbus	2,122	5.1
Macon	725	1.7
Savannah	1,904	4.6
Rural	21,972	52.6
Total	41,801	100.0



"Your effort to protect jobs in a rural community is just phenomenal. We're pleased to be a partner, and pleased that Quick Start is able to take part, because jobs in Screven County are very important to us."

— Dr. Stephen Deraney, Ogeechee Technical College president, speaking to executives at King America fabric plant



Attracting Foreign Firms

Approximately 22 percent of Quick Start projects in FY02 were with international companies. Of the 70 international projects, 31 were new and 39 were expanding or existing industry.

Number of International Companies 1988 – 2002



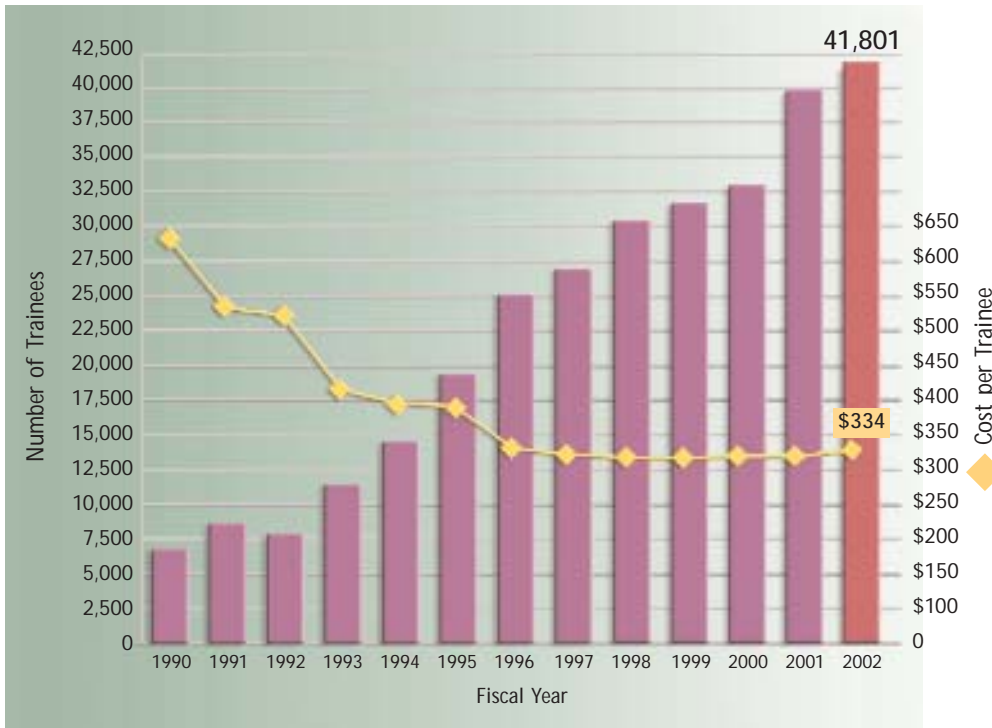
Economical Training

As the number of trainees has increased over the years, the cost per trainee has decreased. In FY02, there were 41,801 trainees, and the cost per trainee was \$334.

“Any company coming into this country would appreciate the help that ALPLA got from Quick Start.”

– Kurt Berkmann, senior VP of ALPLA, an Austria-based plastic bottle manufacturer that recently located in McDonough

Cost per Trainee vs. Number of Trainees



Creating New Jobs

Quick Start clients create jobs for Georgians, jobs that cover a broad spectrum of industry types. Service operations, food manufacturing, transportation equipment, and plastics and rubber created over 56.8 percent of new jobs.

“The whole business development attitude of the state is world-class, and Quick Start is a major element of that business-friendly culture.”

— Phil Casey, president and CEO of AmeriSteel

Industry	New Jobs
Service Operations*	1,429
Food Manufacturing	1,095
Transportation Equipment**	1,041
Plastics and Rubber Products Manufacturing	825
Warehousing and Storage	762
Textile Product Mills	567
Machinery Manufacturing	489
Primary Metal Manufacturing	340
Electrical Equipment, Appliance, and Component Manufacturing	339
Fabricated Metal Product Manufacturing	235
Paper Manufacturing	132
Printing and Related Support Activities	124
Textile Mills	84
Miscellaneous Manufacturing	78
Chemical Manufacturing	74
Wood Product Manufacturing	70
Furniture and Related Product Manufacturing	26
Non-Metallic Mineral Product Manufacturing	7
Gravel Mining	1
Total	7,718

Service Operations
16 projects = 1,429 jobs



Manufacturing Industry
299 projects = 6,289 jobs



* The Service Operations category includes call centers, headquarters operations, investment and securities companies, and processing centers.

** The Transportation Equipment category includes automotive, aviation, ships and miscellaneous transportation equipment.