



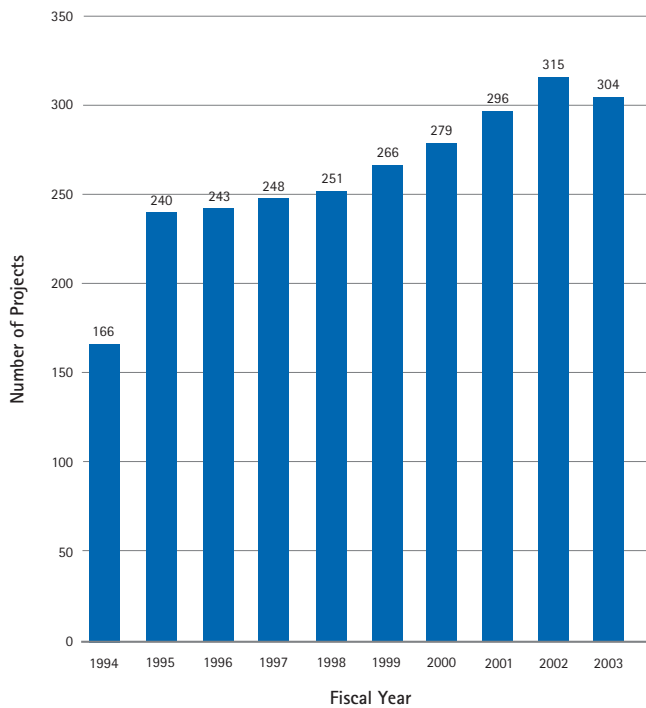
Quick Start Successes Keep Mounting

Since 1967, the Georgia Department of Technical and Adult Education's Quick Start training program has served as an economic development incentive for companies to locate or expand in Georgia. From the beginning, Quick Start has grown steadily each year. In FY03, Quick Start provided training for 304 projects involving 42,145 trainees. To date, 4,319 companies and 473,946 people have benefited from Quick Start's training services. Quick Start is recognized internationally as one of the most effective, responsive and business-like training organizations in the country.

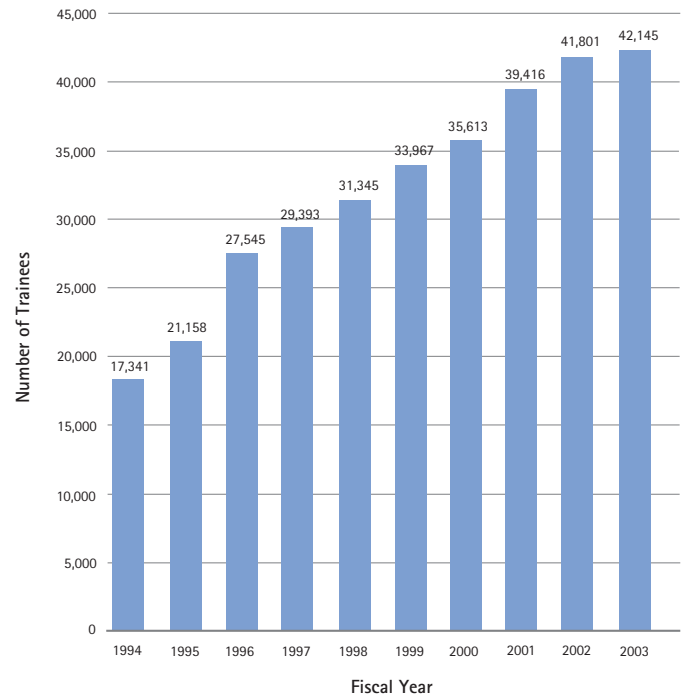
Projects Proliferate

Of the 304 Quick Start projects for FY03, 119 were new projects and 185 were expanding/existing projects. FY03 is the 12th consecutive year in which the number of expanding/existing projects exceeded new projects.

Number of Projects 1994 through 2003



Number of Trainees 1994 through 2003



Record Trainee Count

The number of trainees for new and expanding/existing companies increased this year, from 41,801 in FY02 to 42,145. This is a duplicated training count. Due to the complexity of today's jobs, most employees require training in multiple skill tracks. This year's number of trainees set another record for Quick Start.

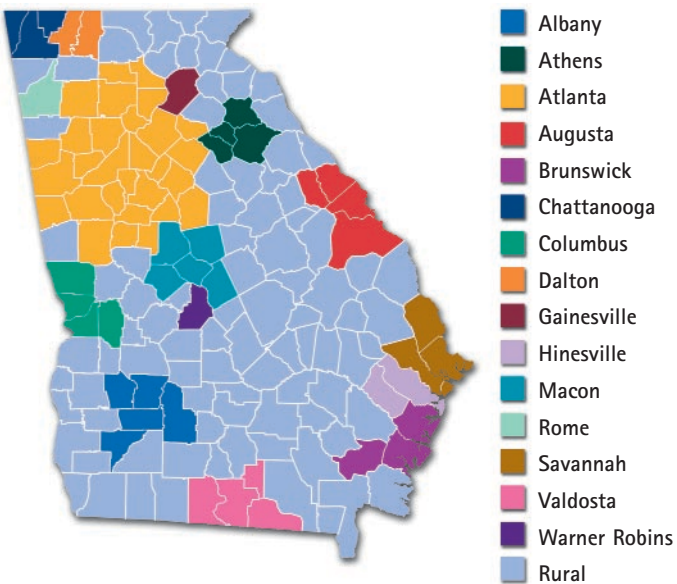
"The Quick Start Program is truly a valuable and innovative resource for companies hoping to maintain a presence in or locate to Georgia. We recommend Quick Start to any employer that has a training need."

— Robert Mauney,
Chemical Products Corporation quality assurance manager, Cartersville

Geographic Distribution

Seventy percent of Quick Start's projects were located outside the Metro Atlanta area. Almost half of the Quick Start trainees in FY03 were located in rural Georgia.

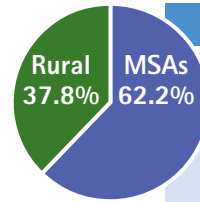
Metropolitan Statistical Areas (MSAs) and Rural Areas



Metropolitan Atlanta –
91 Projects (29.93%)

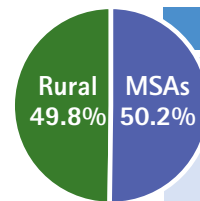
Outside Metro Atlanta –
213 Projects (70.07%)

Projects



MSA	# of Projects	%
Albany	8	2.63
Athens	4	1.32
Atlanta	91	29.93
Augusta	18	5.92
Brunswick	2	.66
Chattanooga	8	2.63
Columbus	12	3.95
Dalton	2	.66
Gainesville	10	3.28
Hinesville	4	1.32
Macon	5	1.64
Rome	8	2.63
Savannah	9	2.96
Valdosta	4	1.32
Warner Robins	4	1.32
Rural	115	37.83
Total	304	100.0

Trainees



MSA	# of Trainees	%
Albany	100	.24
Athens	0*	0.0*
Atlanta	12,067	28.63
Augusta	3,277	7.78
Brunswick	0*	0.0*
Chattanooga	1,496	3.55
Columbus	1,259	2.98
Dalton	0*	0.0*
Gainesville	1,811	4.3
Hinesville	0*	0.0*
Macon	180	.43
Rome	564	1.33
Savannah	306	.73
Valdosta	90	.21
Warner Robins	0*	0.0*
Rural	20,995	49.82
Total	42,145	100.0

* Indicates a training project that is under development

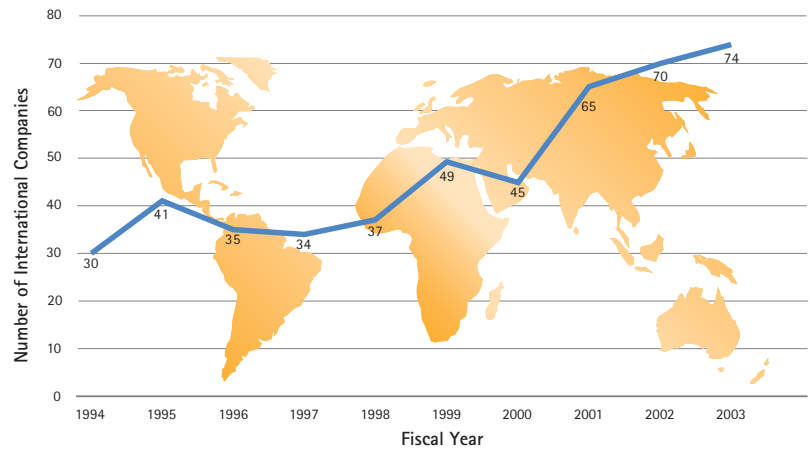




Attracting International Firms

Approximately 24.3 percent of Quick Start's 304 projects in FY03 were with international companies. There were 74 international company projects in FY03.

Number of International Companies 1994 - 2003



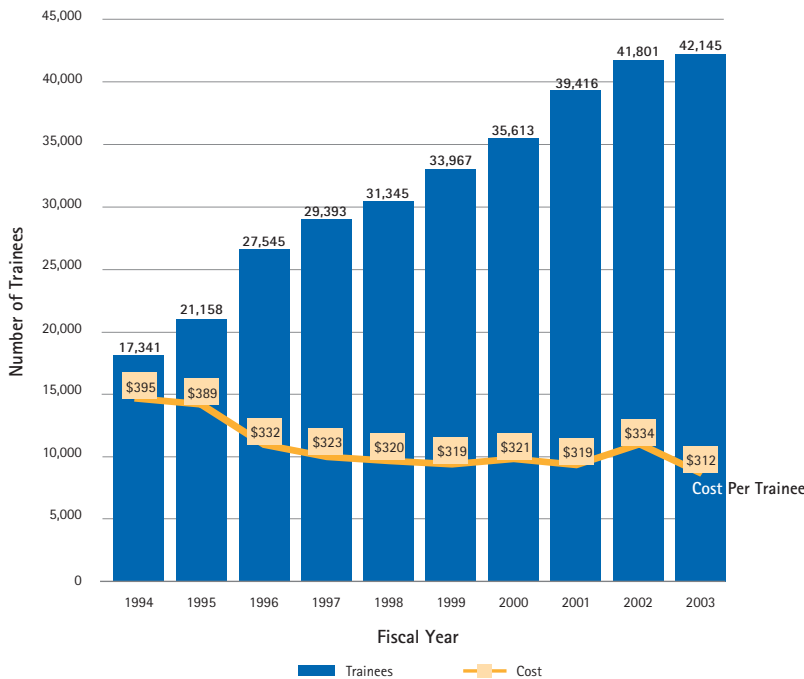
Economical Training

As the number of trainees has increased over the years, the cost per trainee has decreased. In FY03, Quick Start's cost per trainee was \$312, and there was a total of 42,145 trainees.

"While the state of Georgia has much in its favor when competing with other locations for business, Quick Start provides a real competitive edge."

— Brian O'Boyle,
Merial Ltd. executive director of human resources, Duluth

Cost Per Trainee Versus Number of Trainees



Creating New Jobs

Quick Start clients create jobs for Georgians, jobs that cover a broad spectrum of industry types. In FY03 there were 286 manufacturing and related trade projects out of a total of 304. In addition, there were 18 service operations projects, but these service projects accounted for 26.6 percent of the total new jobs created.



Service Operations
18 Projects = 2,332 Jobs

Industry	New Jobs
Service Operations*	2,332
Warehousing and Storage	1,314
Food Manufacturing	952
Transportation Equipment**	915
Plastics and Rubber Products Manufacturing	699
Machinery Manufacturing	542
Textile Product Mills	368
Primary Metal Manufacturing	333
Electrical Equipment, Appliance and Component Manufacturing	309
Paper Manufacturing	200
Mineral Products	174
Miscellaneous Manufacturing	166
Repair and Maintenance	132
Fabricated Metal Product Manufacturing	130
Chemical Manufacturing	65
Textile Mills	58
Wood Product Manufacturing	48
Printing and Related Support Activities	41
Total	8,778

* The Service Operations category includes technical support and customer service centers as well as business service operations such as corporate headquarters and billing remittance centers.

** The Transportation Equipment category is predominantly automotive and aviation component manufacturers.



Manufacturing Industry
286 Projects = 6,446 Jobs

"I credit the program with the fact that when we opened, our new employees 'hit the ground running.' It was the most successful startup of a new facility I have ever experienced – and I've done a few."

—Barton E. Good,
Tanimura & Antle Southeast general manager, Jackson